



California  
Housing  
Partnership

*California's Experts on Affordable  
Housing Finance, Advocacy & Policy*

# COVID-19 HOUSING FRAGILITY FINDINGS BY RACE/ETHNICITY

---

# About the Data & Methodology

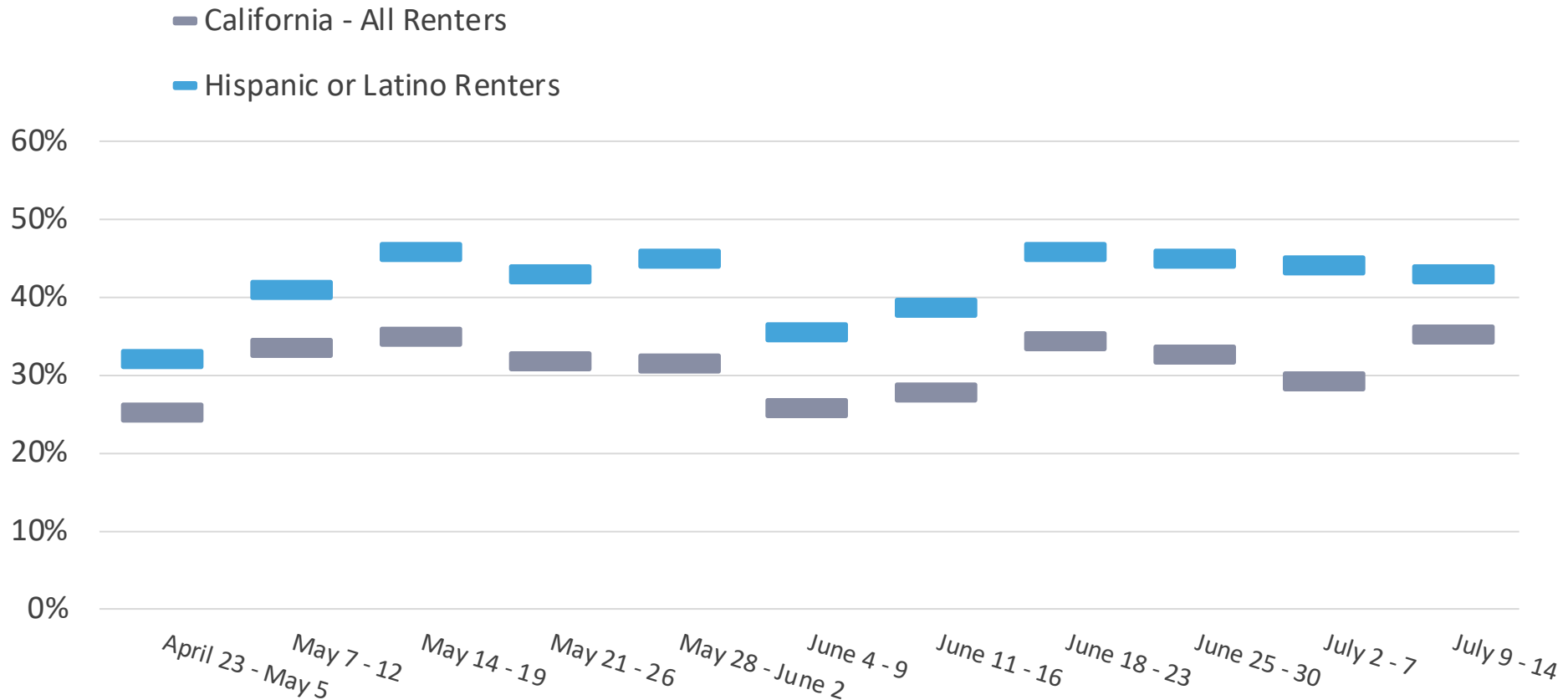
- Data is from the Household Pulse Survey, a new data product created by the U.S. Census Bureau to measure experiences and needs during the COVID-19 pandemic, as well as inform federal and state response and recovery planning.
- Because data is updated on a weekly basis, the survey is meant to provide insights into how household experiences have changed during the pandemic.
- The survey asks individuals about their housing, employment status, spending patterns, food security, physical and mental health, access to health care, and educational disruption.
- The data is available at a state level and for the 15 largest Metropolitan Statistical Areas (MSAs).

# Key Findings

1. Racial disparities in access to safe, stable, and affordable housing were present long before the COVID-19 pandemic hit California. The latest data from the U.S. Census Bureau's Household Pulse Survey shows that the economic fallout from the COVID-19 pandemic has only **intensified racial disparities** with respect to confidence in people's ability to remain housed.
2. In all eleven weeks of survey data, a larger share of **Latinx and Black renters** report having no or slight confidence that they can pay rent next month when compared to their White and Asian counterparts.
3. In the most recent week of data, 43% of Latinx renters and 41% of Black renters have **no or slight confidence** they can pay their rent next month compared to 33% of Asian renters and 25% of White renters.
4. These findings underscore the **need for Congress to provide immediate relief** in the form of extending unemployment insurance and providing rental assistance and additional resources as described in the HEROES Act and the Moving Forward Act approved by the House and awaiting Senate action.

# COVID-19 HOUSING FRAGILITY BY RACE/ETHNICITY

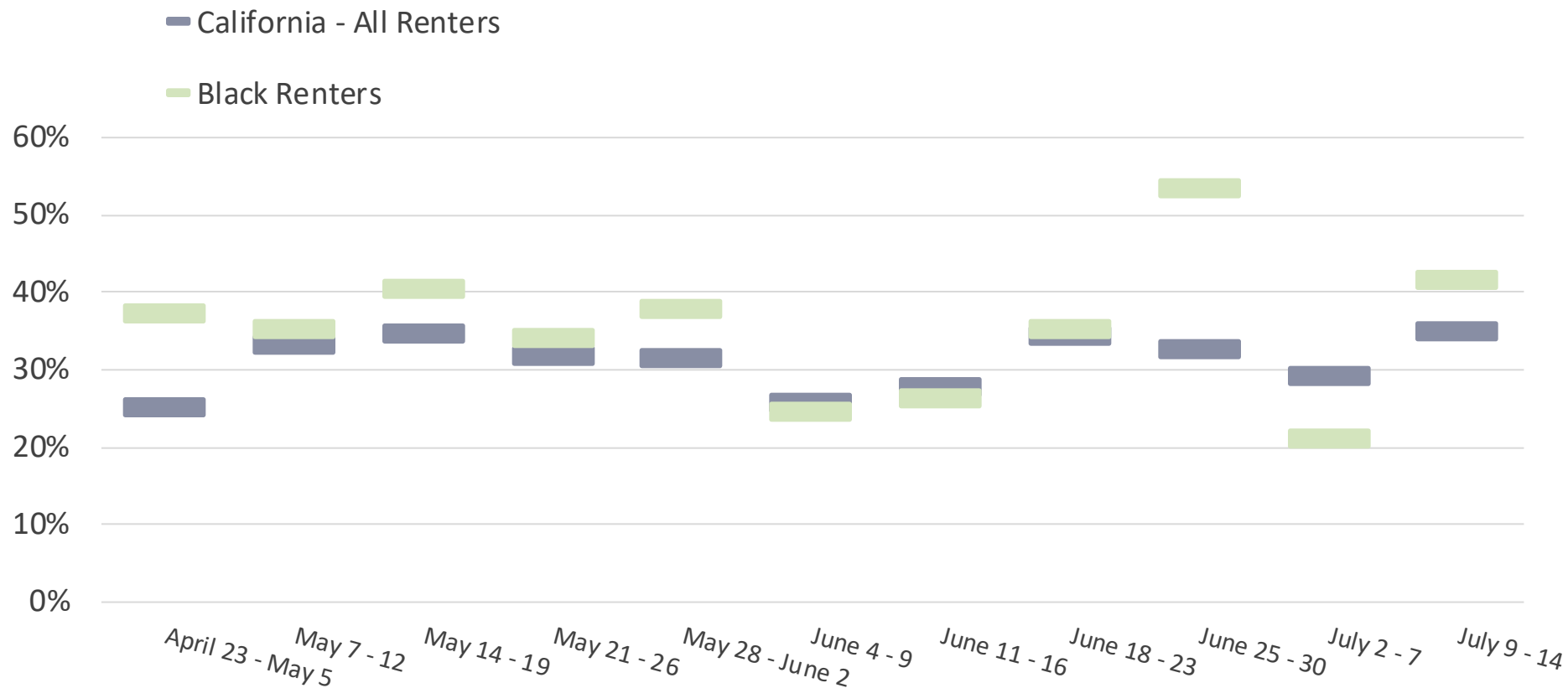
## Share of renters that have no or slight confidence they can pay their rent next month or have deferred payment



**Source:** California Housing Partnership analysis of Household Pulse Survey data, U.S. Census Bureau, 2020.  
 The race and ethnicity categories explored in this graphic are from the U.S. Census Bureau.

# COVID-19 HOUSING FRAGILITY BY RACE/ETHNICITY

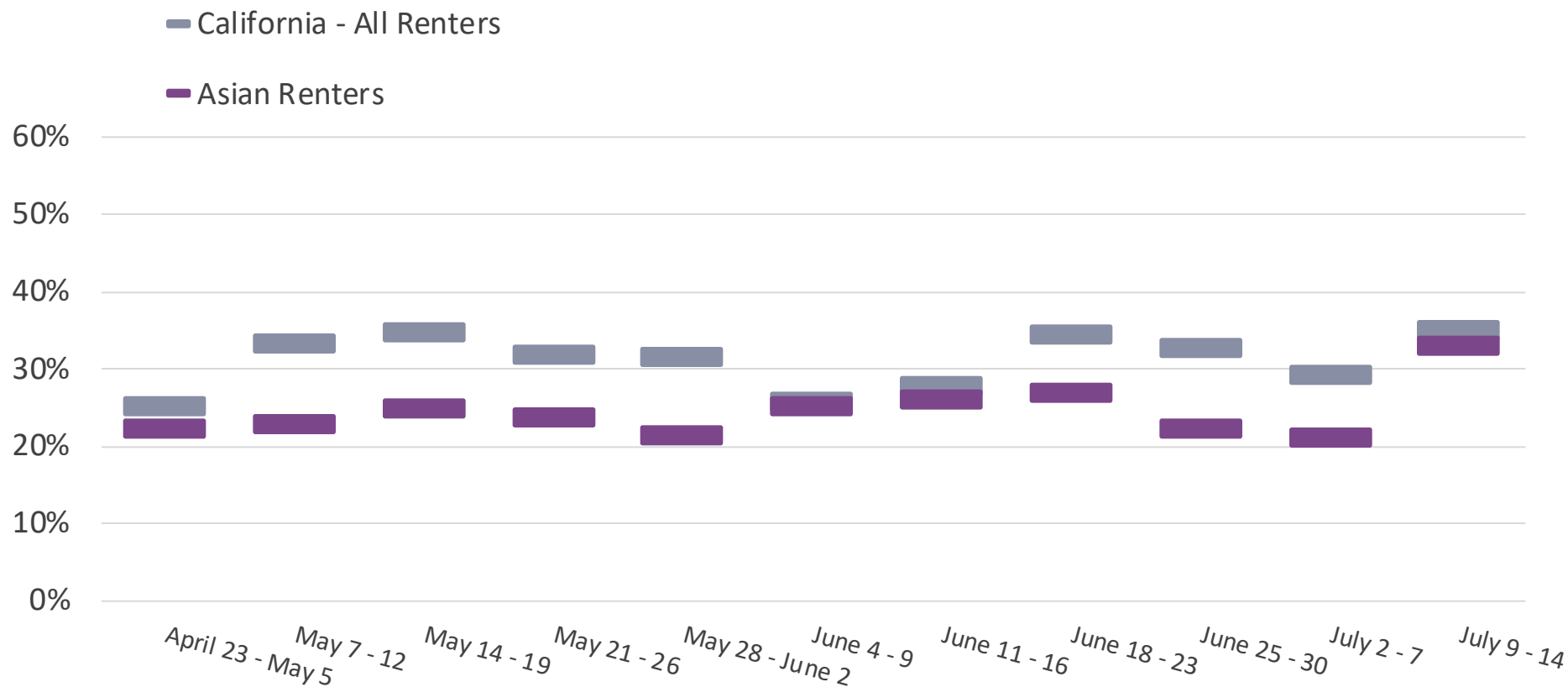
## Share of renters that have no or slight confidence they can pay their rent next month or have deferred payment



**Source:** California Housing Partnership analysis of Household Pulse Survey data, U.S. Census Bureau, 2020.  
The race and ethnicity categories explored in this graphic are from the U.S. Census Bureau.

# COVID-19 HOUSING FRAGILITY BY RACE/ETHNICITY

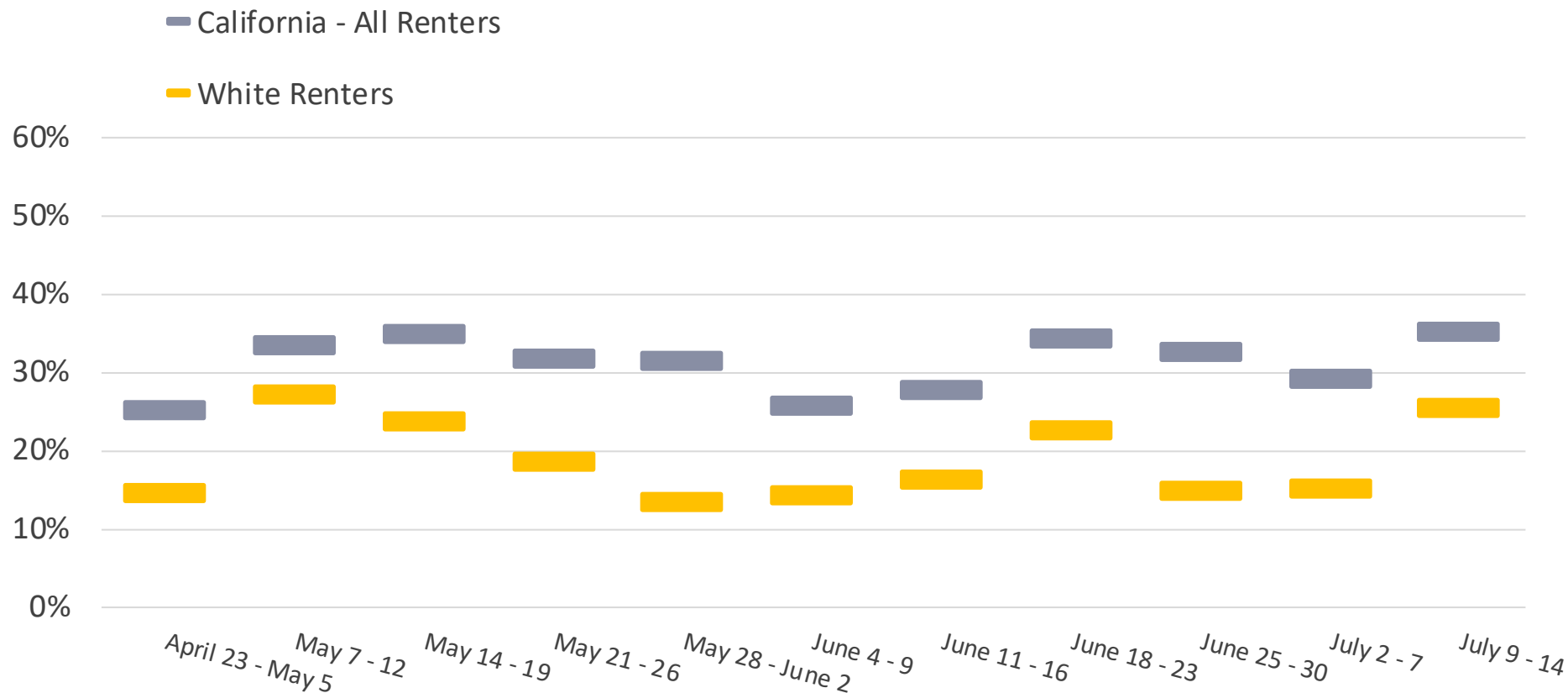
Share of renters that have no or slight confidence they can pay their rent next month or have deferred payment



**Source:** California Housing Partnership analysis of Household Pulse Survey data, U.S. Census Bureau, 2020.  
 The race and ethnicity categories explored in this graphic are from the U.S. Census Bureau.

# COVID-19 HOUSING FRAGILITY BY RACE/ETHNICITY

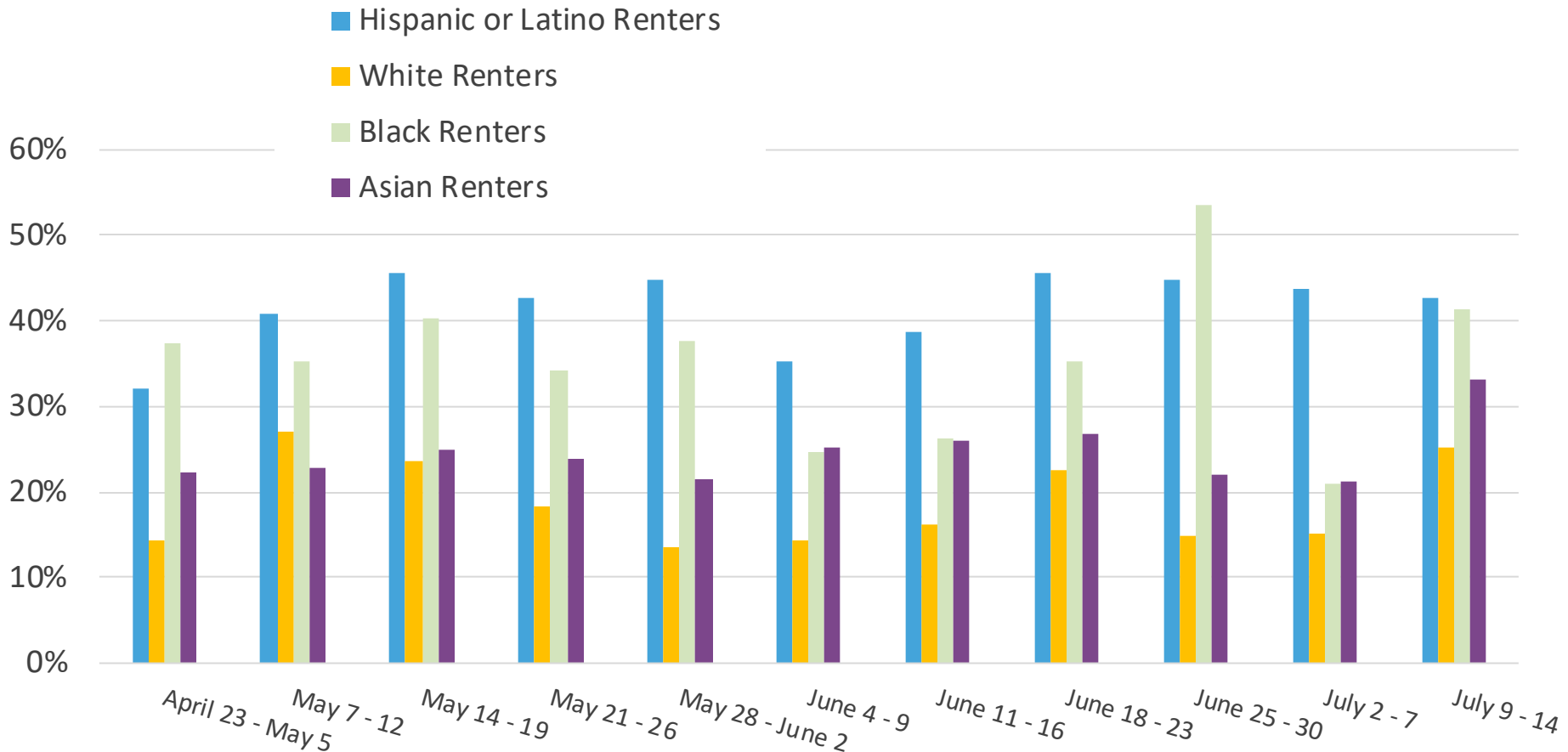
Share of renters that have no or slight confidence they can pay their rent next month or have deferred payment



**Source:** California Housing Partnership analysis of Household Pulse Survey data, U.S. Census Bureau, 2020.  
 The race and ethnicity categories explored in this graphic are from the U.S. Census Bureau.

# COVID-19 HOUSING FRAGILITY BY RACE/ETHNICITY

Share of renters that have no or slight confidence they can pay their rent next month or have deferred payment



**Source:** California Housing Partnership analysis of Household Pulse Survey data, U.S. Census Bureau, 2020.  
The race and ethnicity categories explored in this graphic are from the U.S. Census Bureau.





# CALIFORNIA HOUSING PARTNERSHIP

---

*The California Housing Partnership creates and preserves affordable and sustainable homes for Californians with low incomes by providing expert financial and policy solutions to nonprofit and public partners. Since 1988, the Partnership's on-the-ground technical assistance, applied research, and legislative leadership has leveraged more than \$20 billion in private and public financing to preserve and create more than 75,000 affordable homes.*

[CHPC.NET](http://CHPC.NET)